

# LW360 SERIES Outdoor Lighting

LW360-60W-MCTP-WH-G2  
LED 360° ROTATABLE WALL PACK, 120-277V  
G2 SERIES OFFERS A LARGE, HINGED BACK BOX

**MCTP** Multi Color Temperature & Multi Power/Wattage (Selectable)


**WESTGATE**  
THE FUTURE IS HERE...AND IT'S QUITE BRIGHT!

Customer Name: \_\_\_\_\_

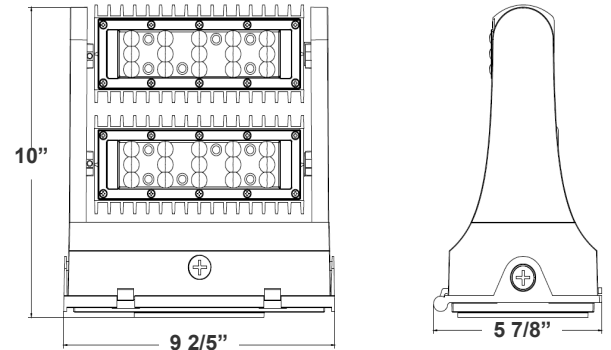
Project Name: \_\_\_\_\_

Note: \_\_\_\_\_

Type: \_\_\_\_\_



Selection:



10"(H) x 9 2/5"(W) x 5 7/8"(L)

Ideal for general site lighting, alleys, loading docks, doorway, pathway, and parking areas.

## Features

- Three 1/2" Threaded Knockouts: 1 Bottom. 1 On Each Side
- Light Head rotates 350°
- Die-Cast Aluminum Housing With Powder Coat Finish
- MCTP: Multi Color Temperature & Multi Power/Wattage (Selectable)
- 7-Year Warranty

## Technical Specification

### Electrical:

- Voltage: 120-277V AC 50/60Hzv
- Wattage: 25W/40W/60W
- Power Factor: >0.95
- Efficacy: 130 LPW

### Mechanical:

- Die-Cast Aluminum With Powder Coat Finish
- Light Head rotates 350°
- Includes Mounting Hardware
- Operating Temperature: -40°F -104°F
- Five 1/2" Threaded Knockouts: 1 on Each Side, 1 on The Back
- IP65, Suitable for Wet Locations
- 7-Year Warranty

### Lighting:

- Chip: Philips Lumileds LEDs
- TIR Optic Lens - TYPE II
- Dimmable: 0~10V Dimming
- Total Lumens: 7800LM
- Color Temperatures: 3000K/ 4000K/ 5000K
- Color Rendering Index: CRI ≥ 80
- Beam Angle: 60°
- Rated life: 70,000 Hrs

### Applications:

- General site Lighting
- Alleys
- Loading docks
- Doorways
- Pathways
- Parking areas

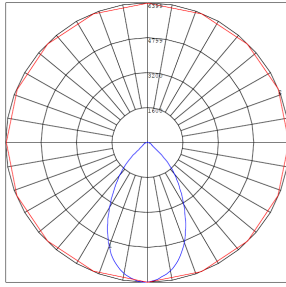
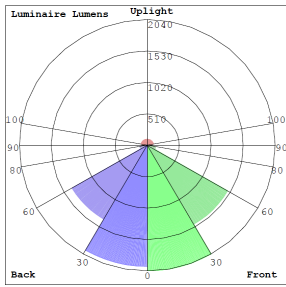


Phone: (877) 805-2252 | Fax: (877) 805-2252  
www.westgatemfg.com

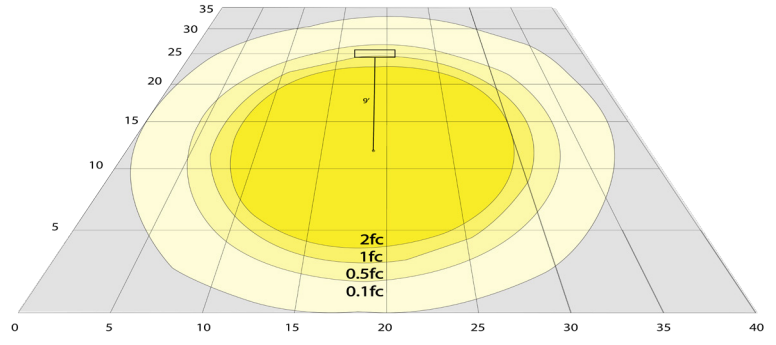


WG-Z9-Z9-ZZ

## Photometrics: LW360-60W-MCTP-WH-G2



BUG Rating: B3-U3-G1




60W 5000K, Area 35'x 40' Mounting Height: 9'


## Other Views:



Side View



Front View



Back View

## Performance Table: LW360-60W-MCTP-WH-G2

MODEL NO.	Wattage	Voltage	Lumens	Color Temp.	BUG Rating	LPW
LW360-60W-MCTP-WH-G2	25W 40W 60W	120~277V	3250LM 5200LM 7800LM	3000K 4000K 5000K	B3-U3-G1	130

## Sample Ordering

Model	Wattage	Color Temp.	Housing	Series				
LW360	-	60W	-	MCTP	-	WH	-	G2

## Accessory:

Blank = No Option For Accessories

LW360-SH1= SHROUD FOR LW360 SERIES, BRONZE FINISH (CAN BE PAINTED IN WHITE)

## Factory-Installed Options:

Blank = No Option For Accessories

OPT-EM-LW360= EMERGENCY BACKUP BATTERY, BACK BOX

OPT-SEN-LW360-3MRLV-5= PROGRAMMABLE MICROWAVE BI-LEVEL

OPT-CLR-85= COLOR PAINT

OPT-LW360-PC-B = PHOTOCELL 120-277V

WEC-8RC= OPTIONAL REMOTE

## ACCESSORY:



LW360-SH1-WH

## FACTORY-INSTALLED OPTIONS:



OPT-EM-LW360



WEC-8RC



OPT-LW360-PC-B



OPT-SEN-LW360-3MRLV-5



**COLOR CHART:** \* Choose from one of our Premium Colors with no set-up fee.

**Gloss:**



SILVER METALLIC  
70 GLOSS  
T357-GR105



SILVER METALLIC  
30 GLOSS  
T353-GR06



DARK RED 90  
GLOSS  
P009-RD02



INTERNATIONAL  
ORANGE 90  
GLOSS  
T009-OG26



SAFETY ORANGE  
90 GLOSS  
T009-OG01



YELLOW 90  
GLOSS  
T009-YL14



YELLOW 90  
GLOSS  
T009-YL01



TRAFFIC GREEN  
70 GLOSS  
T007-GN16



GREEN 70 GLOSS  
T007-GN13



GREEN 60 GLOSS  
C006-GN03



BLUE 90 GLOSS  
T009-BL01



DARK BLUE 80  
GLOSS  
T008-BL20



RAL 8028 TERRA  
BROWN 90 GLOSS  
C209-BR358

**Hammer:**




WHITE HAMMER  
T013-WH09



BEIGE HAMMER  
T013-BG38




GREY HAMMER  
C013-GR08



SILVER  
HAMMERTONE  
T064-GR05



BLACK HAMMER  
T013-BK62



RED HAMMER  
T013-RD15



GREEN HAMMER  
T013-GN220



BLUE HAMMER  
T013-BL468



BRONZE HAMMER  
T012-BR161

**Texture:**



WHITE TEXTURE  
C031-WH120



FLINT GRAY  
TEXTURE  
T243-GR522



BLACK TEXTURE  
C241-BK109



RED TEXTURE  
T241-RD129



BLUE TEXTURE  
C241-BL544




OIL RUBBED  
BRONZE TEXTURE  
T291-BR251


**Vein:**



BLACK/WHITE  
VEIN  
T075-WH34



SILVER VEIN  
T375-BK26



COPPER VEIN  
EXTERIOR  
T075-BK211



GOLD VEIN  
T375-BK10



COPPER VEIN  
T375-BK07

